

CANE WEBBING INSTALLATION INSTRUCTIONS

Cane webbing is used on chairs that have a groove around the perimeter of the chair.

***Be sure that you have restored and refinished the chair before installing new cane.**
Read through this instructions page thoroughly before beginning your project.

1. Clean the groove thoroughly by scraping out any old glue or broken cane. If necessary, dissolve the glue with a little vinegar or De-Glue Goo®. Be careful not to gouge your chair groove.
2. Soak cane webbing approximately 30-45 minutes in warm water.
3. Soak spline about 5-15 minutes. Don't oversoak or it might swell too much. Trim the length of the spline so that it's 2" longer than the groove length.
4. Place the woven cane over the seat, right side up (the shiny side). Be sure that a minimum of 1" extends beyond the groove on all sides.
5. Use the blunt edge of a wooden caning wedge to gently force the cane into the groove around the entire seat. Tap the wedges gently with rubber mallet. Be sure that cane goes to bottom of groove.
6. If the cane is not flexible enough, soak for a few minutes longer until it is pliable.
7. Pour white glue on top of the cane in the groove around the entire seat. (White glue is water-soluble and will make it easier— in 40 years— for the next person replacing the seat.) For canoes, use a waterproof glue.)
8. Lay the spline in the groove, narrow side down.
9. Using a rubber or wooden mallet, tap the spline until it's in the groove as far as it can go. If the spline will not go into the groove, you may need a smaller size spline. If it's loose, you may need a larger size spline.
10. Cut the spline ends to meet with diagonally cut ends or straight ends. The important thing is that the spline ends butt together tightly without a space between the beginning and end of the spline.
11. After the cane dries, use a sharp knife to trim cane webbing flush with the edge of the spline. The cane will tighten as it dries.

For proper drying, don't let anyone sit on your cane seat for at least 3 days.

See our notes on page 11 for why we do *not* recommend staining cane.



www.seatweaving.com
V. I. Reed & Cane, Inc.
Superior Supplies for Basket Weaving and Seat Weaving since 1981

2010 Price List ~ Seat Weaving Edition
Phone orders 1-800-852-0025 Mon-Fri 9 AM - 5 PM Central
FAX orders 1-561-828-5968
Online orders: www.seatweaving.com
Questions: info@seatweaving.org
Mail orders: 8522 Lakeview Bay Rd., Rogers AR 72756



Sign up for our e-mail newsletter at seatweaving.com.
Receive occasional product news, weaving tips, and specials.

CATALOG INDEX: page 11

Dear Seat Weaving Friends,

Welcome

to the latest **V. I. Reed & Cane Inc.** price list from seatweaving.com.

We have separate price lists for Basket Weaving and Seat Weaving to match our separate websites.

www.basketweaving.com is our basket weaving supplies source. www.seatweaving.com contains products and information specific to chair seat weaving. Visit both sites for the latest tips and techniques in your favorite craft.



REMEMBER

that our family's goal is always to provide you with the highest quality materials at the best prices. ALL of our products are absolutely guaranteed. Period.

ALL orders are shipped immediately.

Normally this means within 24 hours of receiving your order, but please allow extra "just in case" time for classes supplies or special projects with a deadline.

THANKS for recommending us to your friends.

We sincerely appreciate your business!

Celebrating 29 years of Basket Weaving and Seat Weaving!

Your Basketry Suppliers since 1981,

Linda and Roger Hebert

PLEASE KEEP THIS PRICE LIST!

We don't do bulk mail!



Seat Weaving Tool Set

If you're just starting out in chair caning and plan to do more, you need these tools. These are Made in the USA superb quality tools. One caning awl, one cane packing tool, one 3/16" caning chisel, one 1/8" caning chisel and a bone awl. Chisels are for cane webbing work. The awl and cane packing tool are for hand-caning. The bone awl is indispensable for all seat weaving. \$43.20 if purchased separately. Comes in plastic carton. \$37.95

Should you Stain your Cane?

Although you might be tempted to simulate an antique appearance with stain, we definitely don't recommend staining cane.

Our Standard Staining Advice

Cane should not be stained. Most stains will not penetrate the natural bark of the cane. Stain will be uneven and won't dry on the surface properly. At the same time, stain will cause the cane to dry out, become brittle, and will decrease the life of the cane by half. The best course of action is to allow the cane to age and develop its patina naturally.

If you really decide that you want an aged color- other than the natural way of letting it mellow with time, you can use an oil stain.



New England type Foot Stool Kit

Complete illustrated instructions with natural reed. Unassembled frame. 2.5" long, 9.5" wide, 9.2" tall. \$15.99



Foot Stool Frame

Wood Frame alone. No instructions. May be woven with flat reed, fiber rush or seagrass. \$10.99

INDEX

Ash Splints	5	Half Round Reed	10
Binder Cane	5	Order Form for Mail or FAX	7
Books and Booklets	8, 9	Raffia	5
Cane Webbing Instructions	Back	Reed Braid	10
Cane Webbing	4	Round Reed	10
Cane Webbing Kits	4	Seagrass	5
Chair Cane & Chair Cane Kits	3	Seat Weaving Tool Set	2
De Glue Goo®	4	Shaker Tape	5
Fiber Rush & Fiber Rush Kits	5	Smoked Reed	10
Flat Reed, Flat Oval Reed	10	Spline	4
Footstool Kit, Footstool Frame	11	Tools	6

Questions or comments? e-mail: info@seatweaving.org

V. I. Reed & Cane, Inc. 8522 Lakeview Bay Rd., Rogers AR 72756



Round Reed \$6.95 per lb.

Size	Gauge	Approx. ft. per lb.
#0	1.25 mm	2200
#1	1.5 mm	1600
#2	1.75 mm	1130
#3	2.25 mm	750
#4	2.75 mm	510
#5	3.25 mm	360
#6	4.25 mm	200
#7	5 mm	160
#8	5.75 mm	110
#9	6.25 mm	90
#10	7.5 mm	80

Flat Reed \$6.95 per lb.

Width of Reed	Approx. ft. per lb.
11/64"	420
3/16"	400
1/4"	350
3/8"	225
1/2"	160
5/8"	140
3/4"	120
7/8"	100
1"	80

Flat Oval Reed \$ 6.95 per lb.

Width of Reed	Approx. ft. per lb.
11/64"	420
3/16"	400
1/4"	350
3/8"	265
1/2"	160
5/8"	120

Notice:

ALL of our reed and cane is "Superior Cut".
No "seconds" ever sold.
No "slightly hairy" reed. Ever.
There is no higher quality reed, nor fresher reed, available.

We Guarantee it!

Half Round Reed \$ 6.95 lb.

Width of Reed	Approx. ft. per lb.
3/8"	50
1/2"	45
5/8"	40



Smoked Reed \$7.95 lb.

Brown reed in round and flat. Sizes below.

Round	#2	#3			
Flat	1/4"	3/8"	1/2"	5/8"	3/4"



Reed Braid

#4 round reed. Braided 3/4" wide. Used for wicker trim restoration. \$1.90 /ft

CHAIR CANE



Highest quality cane for chairs and baskets.
Full hank 1000' \$ 20.75 (no binder)
Or, 270' with 1 binder strand. \$11.95

Size	Cane Width
Super Fine (available in 270' only)	2 mm
Fine Fine	2.25 mm
Fine	2.50 mm
Narrow Medium	2.75 mm
Medium	3.00 mm
Common	3.50 mm



Full Hank 1000'

Chair Cane Kits \$15.95
270 ft of chair cane, 8 ft. binder cane, 1 awl, 6 pegs and an instruction booklet. Enough for one average 12x12" chair seat. Chair Cane Kits are available in the sizes on the chart below.



*Measure the distance between the holes, center to center. Then, check the size chart below to order the correct size kit.

CHAIR CANE SIZE CHART	Cane width	Size of drilled hole	Hole distance from center to center
Super Fine	2 mm	1/8"	3/8"
Fine Fine	2.25 mm	3/16"	1/2"
Fine	2.50 mm	3/16"	9/16"
Narrow Medium	2.75 mm	1/4"	5/8"
Medium	3.00 mm	1/4"	3/4"
Common	3.50 mm	5/16"	7/8"



Caning pegs

For caning chairs with holes.
set of 6 \$1.95

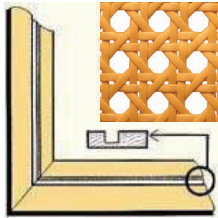
The above is for WEAVING a chair cane seat on a chair seat that has HOLES around the perimeter of the seat.

If your chair has a GROOVE around the border, you need cane webbing. See page 4.

BINDER CANE is on page 5.

CANE WEBBING

See Installation Instructions on pages 11 & Back cover of this price list.



Traditional hexagonal open weave available in 4 widths and 3 pattern sizes. Priced by the running foot.



Cane Webbing Kits

2 sizes with 5 wedges, 1 spline and how-to's

18x18" kit \$11.25
24x24" kit \$18.00

Remember to list the spline size and pattern size when you order.
Available in 3/8" superfine hexagonal open and 1/2" fine hex open.
Choose spline #7, 8, 9, or 10

Width	Pattern size	Price
18"	3/8" superfine open	\$ 4.75
18"	1/2" fine open	\$ 4.75
18"	5/8" medium	\$ 4.75
24"	3/8" superfine	\$ 7.00
24"	1/2" fine open	\$ 7.00
36"	1/2" fine open	\$ 9.50
48"	1/2" fine open	\$12.50




De-Glue Goo®

will dissolve hide, yellow & white glues easily. We recommend it to dramatically cut your spline groove cleaning time.
8 oz. Non-toxic. \$9.95



Herringbone Weave Cane Webbing

Width	Price
24"	\$ 8.95 per running foot



Radio Weave Cane Webbing

Width	Price
24"	\$7 per running foot

Spline

for cane webbing, 6 foot coil

#7	1/8"	\$ 1.20
#8	3/16"	\$ 1.20
#9	1/4"	\$ 1.20
#10	5/16"	\$ 1.20
Kitty Spline For kitty tents	#9 4 ft. long	\$ 1.00

Caning Wedges

For tapping cane webbing into the groove creating a finished edge.
5 for \$ 2.95




Plastic Cane Webbing


Natural or White	1/2" open
18" wide	\$ 4.75 per running ft.
24" wide	\$ 7.00 per running ft.



Herringbone Seat Weaving booklet, illustrated how-to's. Suitable for all Binder Cane widths, and Flat Oval reed in narrow widths. Takes one hank, coil or pound for one average seat. Also called "twill weave" in some parts of the U.S. This pattern is for 3/16" or 1/4" wide material, and is woven "over 3, under 3".
\$ 3.95



New England Porch Weave booklet, completely illustrated how-to's. Get this booklet when re-weaving a porch rocker type in plain-weave with 1/4" Wide Binding Cane or narrow flat reeds. It takes one 500 ft coil of binder cane to weave a porch seat. If the back of the chair needs weaving too, the back will require 1 and a half coils of binder cane. For reed, get 3 lb to do the seat and back. \$3.95



Fiber Rush booklet, completely illustrated how-to's. Get this booklet for fiber rush seat weaving in the pattern at left. Also has all instructions to adjust for chair seats that are not perfect squares. This booklet is also the same pattern to be used for weaving SEAGRASS seats. It takes a 2 lb coil of fiber rush to weave an average 13 x 13" seat, or 2 lbs of seagrass. \$3.95






Finger Lakes Fan Weave booklet, illustrated how-to's. Suitable for porch chairs, dining room chairs. Use wide binder cane or 3/16 to 1/4 flat oval. It takes one 500' hank of binder cane or one lb. of narrow reed to weave the average seat. This pattern is woven "over 4, under 4".
\$3.95

The Complete Guide to Chair Caning

By Jim Widess

Excellent attention to detail with new features: how to install cane webbing in cabinet doors, speakers, and as ventilation for boats. Book includes how to cane chairs, weave rush seats & splints seats, how to repair wicker and bamboo furniture, including how to make those fancy corner knots on rattan furniture when you do repair. Hardcover \$24.



Chair Caning booklet with illustrated how-to's. Get this booklet when you're weaving a seat with drilled holes in the frame. If the woven part of the seat is 12" or less, one 270' coil of chair cane is the amount you need. \$3.95



Splint Weaving booklet for weaving chairs in herringbone pattern with 1/2" flat reeds. It'll take about 1 and a half lbs. of reed to weave an average seat. This pattern is for 1/2" wide material and is woven "over 3, under 3" \$ 3.95



Shaker Tape Seats booklet \$3.95

Use This Formula to measure your chair.
 1. Measure the front rail between the posts in inches.
 2. Measure from the center of the back rail to the center of the front rail in inches.
 3. Multiply these together.
 4. Divide the resulting figure by 9 if you're using 1" tape. Or, divide the resulting figure by 5.3 for 5/8" tape.
 5. Order this number of yards to weave the chair in one color only. Or, order *half* this amount in *each of 2* colors to weave a checkerboard colored chair seat.



Shaker Tape

Colors: Butternut, Natural, Blue, Red, Chocolate Brown, Black, Cranberry, Wine, Beige, Hunter Green. 75 yard Roll

IMPORTANT: See page 8 Shaker Tape notes for instructions on measuring your chair for tape quantities.

5/8" wide	\$.75/ yard or \$36 roll
1" wide	\$.85/ yard or \$46 roll



Binder Cane

500 ft. per hank \$16.45
 One 6 to 8' individual strand \$1.25 each
 Sizes : 4 mm, 5 mm, 6 mm



Raffia

12 oz. Pigtail of Natural Madagascar Palm Raffia \$4.75



Ash Splints

To weave a 14x14 seat, buy:
 4 coils 1/2" ash in 40' coil, OR-
 3 coils 1/2" ash in 60' coil, OR-
 2 coils 1" ash in 40' coil, OR- 2 coils 1" in 60' coil.

Splint width	Splint length	Total footage in coil	Price Per coil
1/2"	4'	10 strips, 40'	5.95
1/2"	6'	10 strips, 60'	9.95
1"	4'	10 strips, 40'	8.95
1"	6'	10 strips, 60'	15.95



Seagrass

Sometimes called Hong Kong Grass
 Light green twisted grass.
 Ages to light brown.

Size	Gauge	Weight	Price
#00	2-2.25 mm	1 lb	\$ 5.25
#1	3 - 3.5 mm	1 lb	
#3	4.5—5 mm	1 lb	
#4.5	6 - 6.5 mm	1 lb	

Fiber Rush

2 lb coil or Kit with Instruction Booklet



Size	Color	Price
5/32"	Kraft brown	\$ 9.95
6/32	Kraft brown	\$9.95
5/32" w/ booklet	Kraft brown	\$13.90
6/32" w/ booklet	Kraft brown	\$13.90

